


# Little Bollington C of E Primary School



**Art**  
**Curriculum Journey**  
**EYFS-Year 6**



# Little Bollington- How Our Children Learn ART

Through Faith, we are changing our lives for the better, forever  
*How is this reflected in our Geography Curriculum?*

We learn to constructively critique artwork, both that of famous artists and fellow classmates. We learn about and appreciate multicultural artwork and artists and how they bring richness and joy to our lives. We collaborate with members of our own class and school to create artwork together and value everyone's contributions.

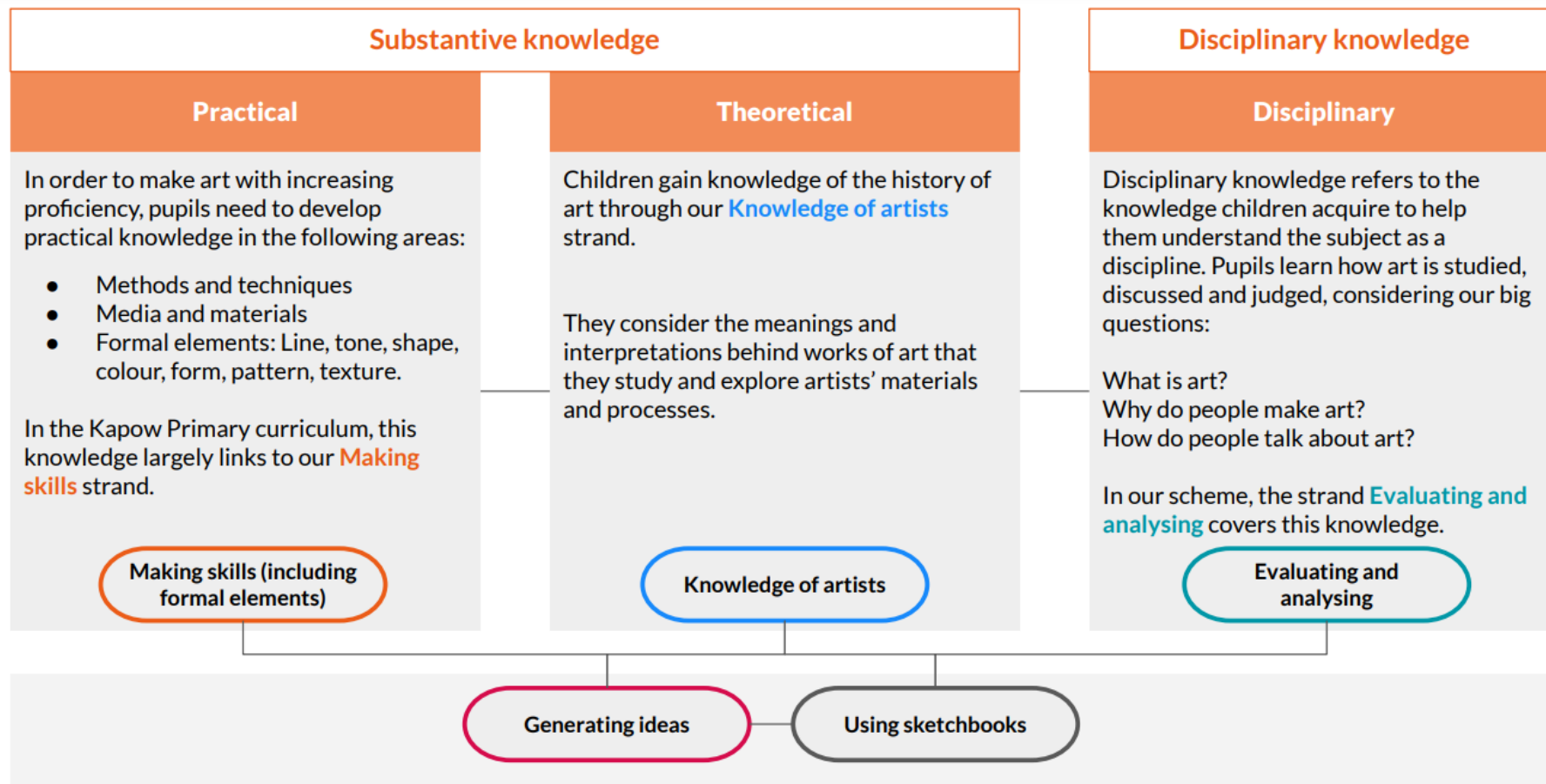
## Our Intent

The main aim of our Art and Design curriculum to develop children who are confident to take risks and experiment with their art work. The children at Little Bollington will gradually build on and develop secure artist skills to enable them to work with freedom and creativity. Our curriculum journey designed to give pupils every opportunity to develop their ability, nurture their talent and interests, express their ideas and thoughts about the world, as well as learning about art and artists across cultures and through history. Our scheme supports pupils to meet the National curriculum end of key stage attainment targets and has been written to fully cover the National Society for Education in Art and Design's progression competencies.

## Our Children




Our Children are bring a lot of enthusiasm to their Art and Design learning. They feel happy to experiment with their own creative ideas and are willing to 'have a go'! The child approach their art learning with varying attitudes- from those who have a very precise vision of how they want their artwork to look and those who work with flair and an experimental style. We aim to foster both of these attributes to create art that is unique while skilfully executed. The children show pride in their work and are always keen to celebrate their achievements with others. Our children have a very limited experience of the arts and cultural capital so we must ensure we expose them to as much as possible and develop their curiosity and desired to find out more. We aim to celebrate the arts to ensure that they develop a love of engaging with and producing artwork.

# Our Learning Threads



# Our Implementation

We follow the Kapow Scheme of work which complements the DT scheme. Art and DT are taught in rotation on a half termly basis. Units of lessons are sequential, allowing children to build their skills and knowledge, applying them to a range of outcomes. The formal elements, a key part of the National Curriculum, are also woven throughout units. Key skills are revisited again and again with increasing complexity in a spiral curriculum model. This allows pupils to revise and build on their previous learning. Units in each year group are organised into four core areas:

 Drawing	 Painting and mixed media	 Sculpture and 3D	 Craft and design
<ul style="list-style-type: none"><li>• Exploring mark-making in all its forms, experimenting with line, tone and texture and using a wide range of materials to express their ideas as drawings.</li><li>• Using sketchbooks to record observations and plans as drawings.</li><li>• Learning about how artists develop their ideas using drawings.</li></ul>	<ul style="list-style-type: none"><li>• Developing painting skills including colour mixing, painting on a range of surfaces and with different tools.</li><li>• Exploring the interplay between different media within an artwork.</li></ul>	<ul style="list-style-type: none"><li>• Investigating ways to express ideas in three-dimensions.</li><li>• Constructing and modelling with a variety of materials, shaping and joining materials to achieve an outcome.</li><li>• Developing drawn ideas into sculpture.</li></ul>	<ul style="list-style-type: none"><li>• Designing and making art for different purposes, considering how this works in creative industries.</li><li>• Learning new making techniques, comparing these and making decisions about which to use to achieve a particular outcome</li><li>• Developing personal, imaginative responses to a design brief</li></ul>

Our units cover each of the National curriculum attainment targets as well as each of the strands. The progression of knowledge and skills shows the skills that are taught within each year group and how these skills develop to ensure that attainment targets are securely met by the end of each key stage. The units fully scaffold and support essential and age appropriate, sequenced learning and where appropriate links are made to other curriculum areas. Creativity and independent outcomes are robustly embedded, supporting students in learning how to make their own creative choices and decisions, so that their art outcomes, whilst still being knowledge-rich, are unique to the pupil and personal.

Lessons are always practical in nature and encourage experimental and exploratory learning. Our children come to lessons with varying levels of skills so we ensure that the initial lesson allows for assessment of prior learning to inform future planning. We ensure that lessons can be accessed and enjoyed by all pupils and opportunities to stretch pupils' learning are available when required. Kapow Primary supports teachers who may lack confidence in their own artistic abilities. Pupil videos created by subject specialists help pupils to see art techniques modelled by experts, to ensure the delivery of Art is of the highest quality. Each unit of lessons includes multiple teacher videos to develop subject knowledge and support ongoing CPD.

## Our Impact

Little Bollington's curriculum is designed in such a way that children are involved in evaluation, dialogue and decision making about the quality of their outcomes and the improvements they need to make. By taking part in our regular discussions and decision-making processes, children will not only know facts and key information about art, but they will be able to talk confidently about their own learning journey, have higher metacognitive skills and have a growing understanding of how to improve.

Outcomes are monitored through both formative and summative assessment opportunities. Each lesson includes guidance to support teachers in assessing pupils against the learning objectives. The children will complete an assessment quiz at the start and end of the unit to assess learning outcomes this enables teachers to keep records of summative assessments for each child.

We aim for the children at Little Bollington to leave primary school equipped with a range of techniques and the confidence and creativity to form a strong foundation for their Art and design learning at Key Stage 3 and beyond. The expected impact in the Art and design scheme of work is that children will:

- ★ Produce creative work, exploring and recording their ideas and experiences.
- ★ Be proficient in drawing, painting, sculpture and other art, craft and design techniques.
- ★ Evaluate and analyse creative works using subject-specific language.
- ★ Know about great artists and the historical and cultural development of their art.
- ★ Meet the end of key stage expectations outlined in the National curriculum for Art and design

EYFS

-Nature Wreaths  
-Threaded snowflakes  
-Salt dough decorations

-Petal Mandala Sun catchers  
-Egg Threading

-Salt painting  
-Bubble wrap printing

Year 1/2

Drawing:  
Make Your Mark

Sculpture  
3D: Paper Play

Sculpture:  
Clay Houses

Drawing:  
Marvelous Marks

Painting and Mixed Media: Paint my world

Sculpture  
3D: Creation station

Craft and Design:  
Map it out

Painting and Mix Media:  
Colour Splash

Painting and Mixed Media: Life in colour

Year 3/4

Sculpture and 3D:  
Making memories

Craft and Design:  
Photo opportunity

Sculpture and 3D:  
Interactive instillation

Craft and Design:  
Fabric of Nature

Craft and Design:  
Egyptian Scrolls

Painting and Mixed Media:  
Light and dark

Year 5/6

Drawing:  
Making my voice heard

Painting and Mixed Media:  
Portraits

Drawing: I need space

Drawing:  
Power Prints

Drawing:  
Growing artists

Sculpture:  
Abstract shape and space

# Cycle A Overview

(23-24, 25-26)

	Autumn	Spring	Summer
Pre school	<b>Seasonal craft – Nature Wreaths</b> <b>Seasonal craft – Threaded snowflakes</b> <b>Salt dough decorations</b>	<b>Seasonal craft – Petal Mandala suncatchers</b> <b>Seasonal craft – Egg threading</b>	<b>Seasonal craft – Salt painting</b> <b>Seasonal craft – Bubble wrap printing</b>
EYFS	<b>Drawing: Marvelous Marks</b>	<b>Painting and Mixed Media: Paint my world</b>	<b>Sculpture 3D: Creation station</b>
Year 1/2	<b>Drawing: Make Your Mark</b>	<b>Sculpture 3D: Paper Play</b>	<b>Sculpture: Clay Houses</b>
Year 3/4	<b>Sculpture: Abstract shape and space</b>	<b>Drawing: Growing artists</b>	<b>Drawing: Power Prints</b>
Year 5/6	<b>Drawing: I need space</b>	<b>Painting and Mixed Media: Portraits</b>	<b>Drawing: Making my voice heard</b>

# Cycle B Overview

(24-25, 26-27)

	Autumn 1	Autumn 2	Spring 1	Spring 2	Summer 1	Summer 2
Pre school	<b>Seasonal craft – Nature Wreaths</b> <b>Seasonal craft – Threaded snowflakes</b> <b>Salt dough decorations</b>		<b>Seasonal craft – Petal Mandala suncatchers</b> <b>Seasonal craft – Egg threading</b>		<b>Seasonal craft – Salt painting</b> <b>Seasonal craft – Bubble wrap printing</b>	
EYFS	<b>Drawing: Marvelous Marks</b>		<b>Painting and Mixed Media: Paint my world</b>		<b>Sculpture 3D: Creation station</b>	
Year 1/2	<b>Craft and Design: Map it out</b>		<b>Painting and Mix Media: Colour Splash</b>		<b>Painting and Mixed Media: Life in colour</b>	
Year 3/4	<b>Painting and Mixed Media- Light and dark</b>		<b>Craft and Design- Egyptian Scrolls</b>		<b>Craft and Design- Fabric of Nature</b>	
Year 5/6	<b>Sculpture and 3D: Interactive instillation</b>		<b>Craft and Design: Photo opportunity</b>		<b>Sculpture and 3D: Making memories</b>	